HF3/H3-BT

TouchKey Bluetooth Access Controller

Available on the App Store

Google play



User Manual

Introduction

The HF3/H3-BT is Touch Key Access Controller with Bluetooth-enabled. People can install the Bluetooth APP to easily access the door with their smartphone. The APP support 100 mobile users, and can manage 255 users (Fingerpring / PIN / Card) maximum by the APP.

It's compatible with both iOS (7.0 above) and Android (4.3 above) basing on Bluetooth version 4.0 above.

APP Operation

Here are just a few steps to get you started.
1) Free APP Downloading
Search TuyaSmart on Google Play or APP Store
2)Make sure turning on the Bluetooth on your mobile phone.

1.Register & Login

(Make sure the registered email is legal and valid, so that you can recover your password once forgotten. **Mobile Number is for China Mobile ONLY**)

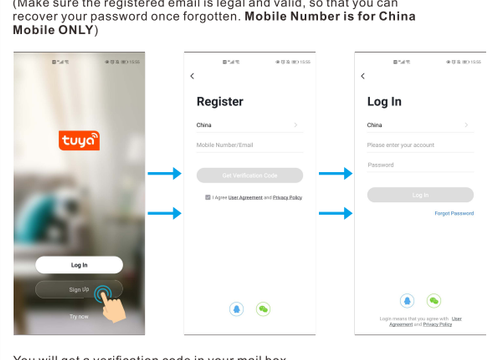

You will get a verification code in your mail box.

2.Add Device

You can add device by clicking 'Add Device' or clicking '+' on the top.

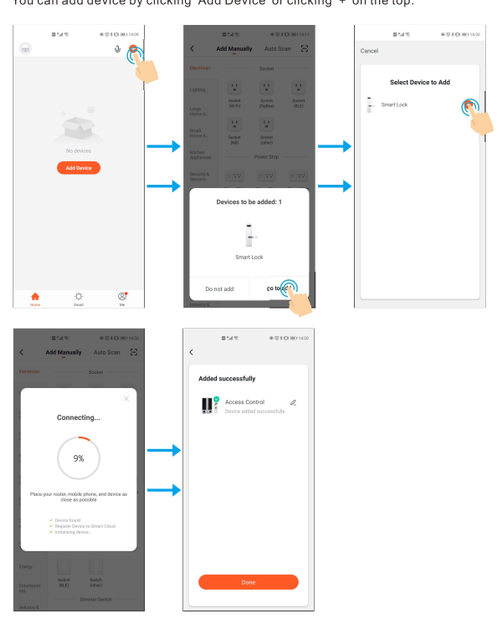

Note: To better manage the devices and family members, you will need to create a HOME before you begin to manage this device.

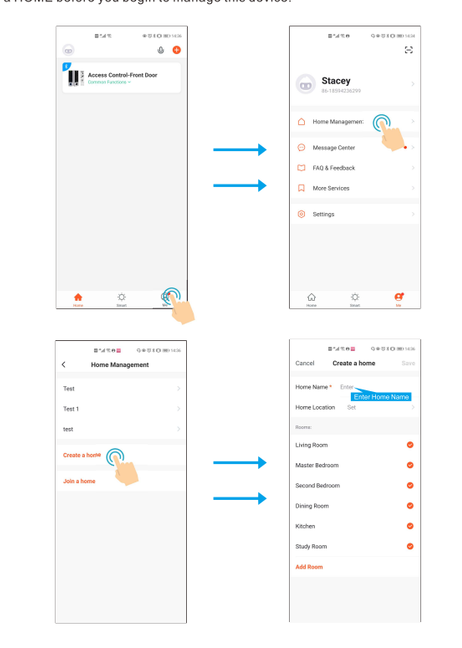

3.Set Member Management

You can add device by clicking 'Add Device' or clicking '+' on the top.

Authority	Home Owner (Super Master)	Administrator	Common Users
Open the door	√	√	√
Member Management	√	√	X
User Management	√	√	X
Set Users as Admin	√	X	X
View All Records	√	√	X
Set relay time	√	√	√

3.1 Add Family Member (Family Member enjoys the Permanent Permission)

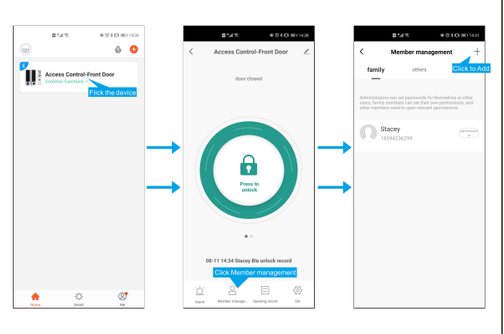

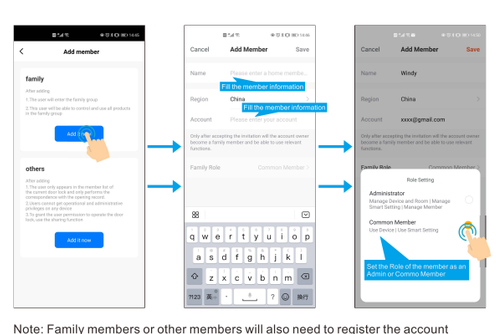

Note: Family members or other members will also need to register the account before accepting the invitation from Family Owner.

3.2Add Other Member

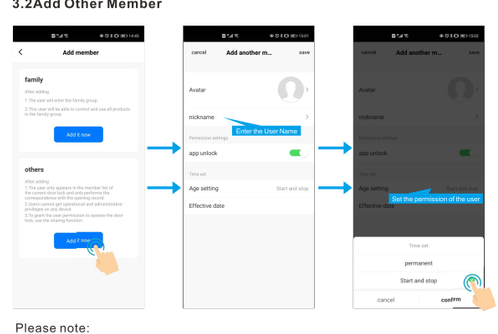

Please note:
When adding other members, you can choose to authorize them Permanent or Limited (Start and stop) permissions. For Limited (Start and stop) permissions, you will request to choose the limited time period for the users.

After above operation, the other user is not finish adding yet. Check below steps:

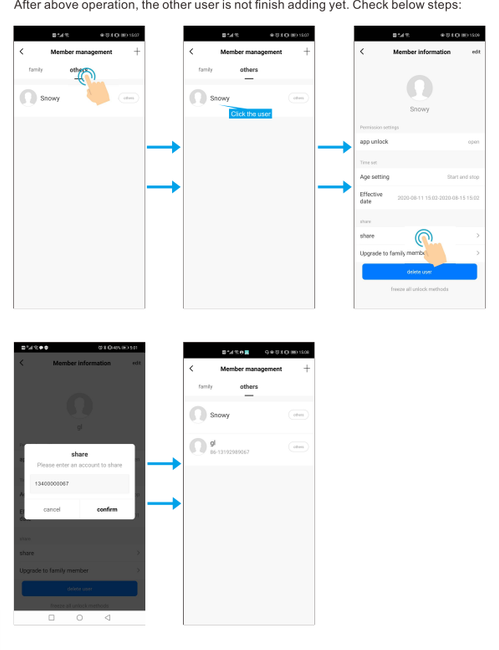

3.3 Delete Members

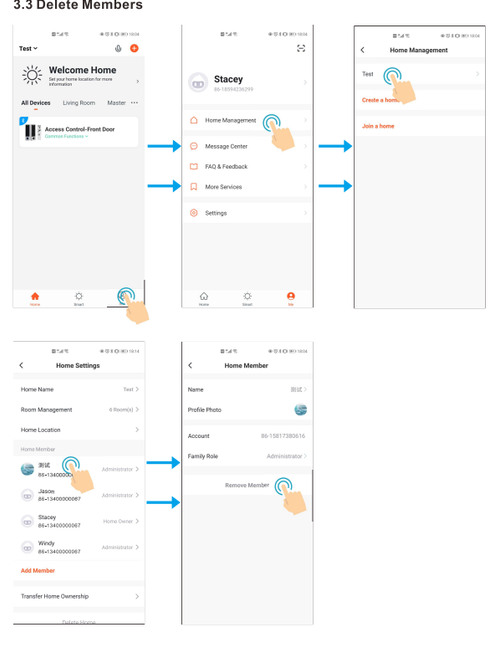

4.User Management

The APP supports to Add / Delete Fingerprint / PIN / Card users.
Home Owner can add/delete users to anyone (includes family members or other members)
Family members can add/delete users to themselves and other members.
Other members can ONLY add/delete users to themselves.

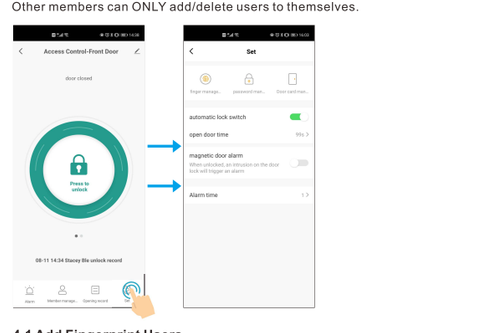

4.1 Add Fingerprint Users

(Only available for device supports fingerprint access)

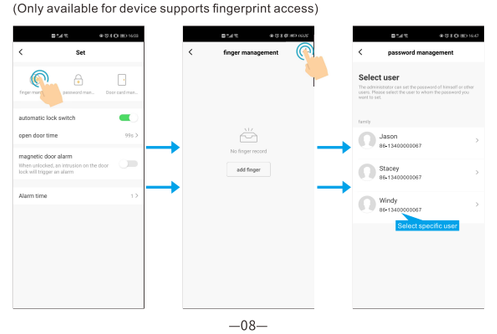

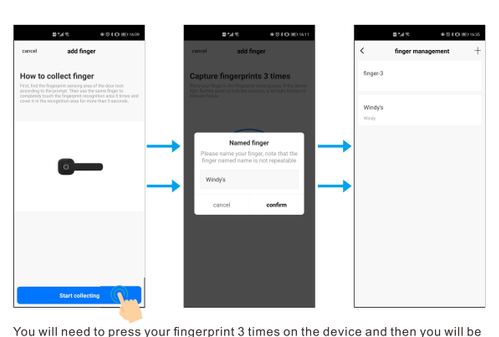

You will need to press your fingerprint 3 times on the device and then you will be requested to name the finger.

4.2 Add Password Users PIN length is 4~6 digits

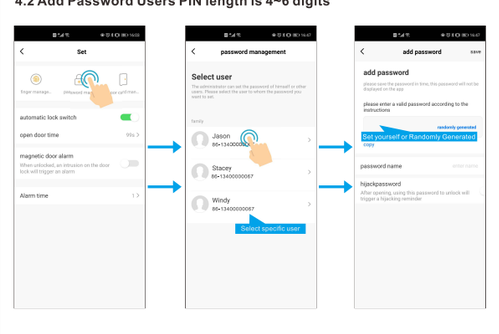

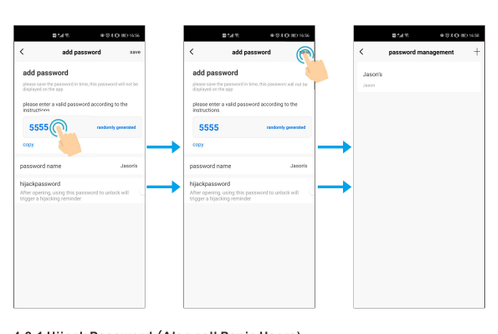

4.2.1 Hijack Password (Also call Panic Users)

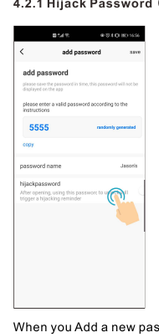

When you Add a new password, you can also set it as Hijack Password. This is for the situation when you're forced to open the door, you can use the Hijack Password to open the door, at the same, it will trigger the alarm.

4.3 Add Card Users

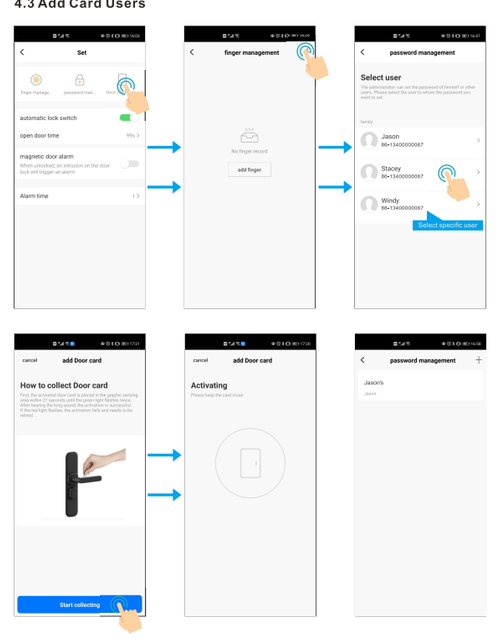

4.4 Delete Fingerprint / PIN / Card Users

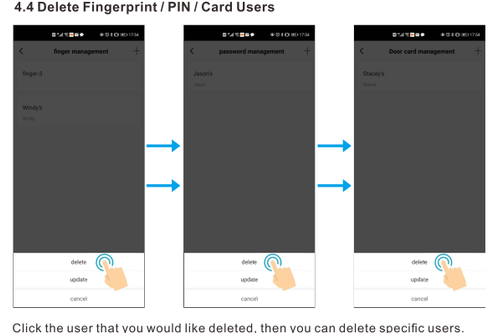

Click the user that you would like deleted, then you can delete specific users.

5.Set Pulse / Latch Mode

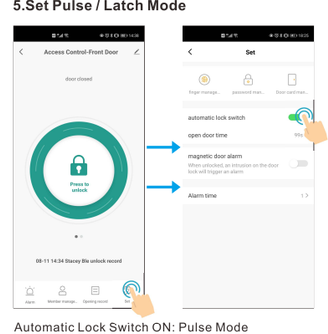

Automatic Lock Switch ON: Pulse Mode
Automatic Lock Switch OFF: Latch Mode
Default is ON.

5.1 Set Relay Time (Relay time is 0~119s, default is 5s)

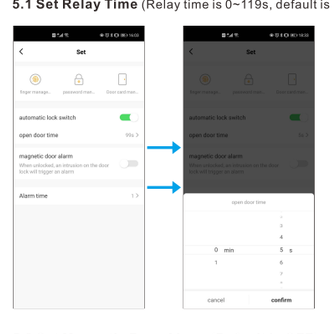

5.2 Set Magnetic Door Alarm (Default is OFF)

After turn on, it will trigger the alarm if the door forced to open.

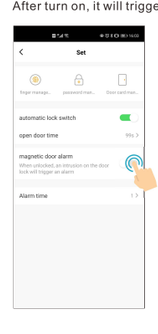

5.3 Set Alarm Time (Alarm time is 0~3 minutes, default is 1 minute)

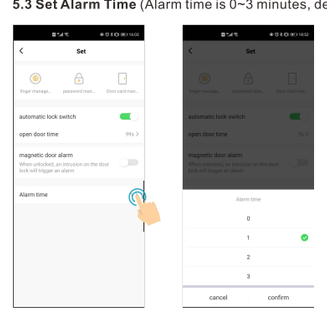

6.Open Record

Only the Home Owner and Administrator can view all the records. Common users can view their own records only.

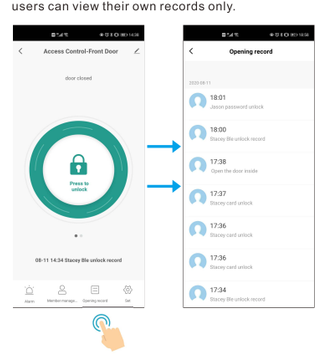

7.Remove Device

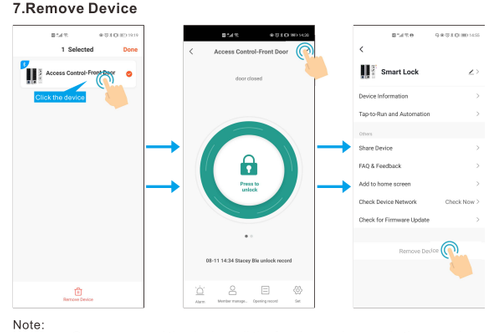

Note:
If a Home Owner removed the device, all the family members and other members haven't any permission to operate this device.

8.Others

8.1 Record of Alarm (Invalid User Open Record)

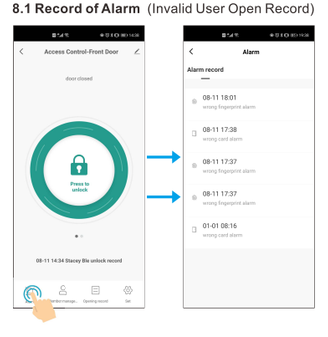

8.2 Dynamic Password

Swipe left to enter into the Dynamic Password interface.
Every dynamic password will be expired after 5 minutes, it usually used for visitor users.

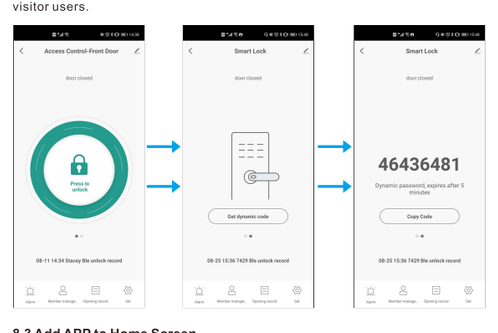

8.3 Add APP to Home Screen

After adding to Home Screen, it will be easier to enter into the APP to access the door.

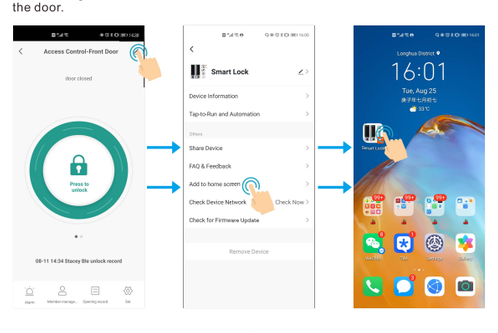

8.4 Support Gateway (Optional)

With the Gateway, you can remotely open the door or manage your Bluetooth Device.

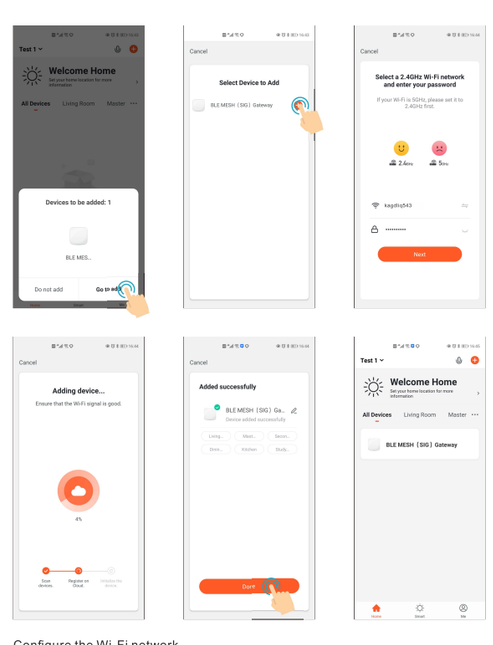

Configure the Wi-Fi network